

Retirement Solutions

UTI RETIREMENT SOLUTIONS LIMITED

**Annual Audited Statement of
Accounts of**

*NPS Trust – A/C UTI Retirement Solutions Pension Fund
Scheme E – Tier I*

For the Financial Year 2012-13

Registered Office:

UTI Towers 'Gn' Block,
Bandra – Kurla Complex

Bandra (East)

Mumbai-400051

66786731 / 6449



INDEPENDENT AUDITORS' REPORT

To,
The Trustees,
National Pension System Trust

Report on Financial Statements

1. We have audited the accompanying financial statements of **NPS Trust - A/C UTI Retirement Solutions Pension Fund Scheme E - Tier I (Scheme)** under the National Pension System Trust (NPS Trust) managed by UTI Retirement Solutions Ltd. (PFM) which comprise of the Balance Sheet as at March 31, 2013, and the Revenue Account for the year then ended, and a summary of significant accounting policies and other explanatory information.

Management's Responsibility for the Financial Statements

2. Management of the PFM, in accordance with the Pension Fund Regulatory and Development Authority (PFRDA) Guidelines and the Investment Management Agreement (IMA) with the NPS Trust, is responsible for the preparation of these financial statements that give a true and fair view of the financial position and financial performance of the Scheme in accordance with the accounting standards referred to in sub-section (3C) of Section 211 of the Companies Act, 1956, to the extent made applicable by PFRDA to Scheme. This responsibility includes the design, implementation and maintenance of internal control relevant to the preparation and presentation of the financial statements that give a true and fair view and are free from material misstatement, whether due to fraud or error. These financial statements are also approved by the NPS Trust on the recommendation of the Board of Directors of the PFM.

Auditor's Responsibility

3. Our responsibility is to express an opinion on these financial statements based on our audit. We conducted our audit in accordance with the Standards on Auditing issued by the Institute of Chartered Accountants of India. Those Standards require that we comply with ethical requirements and plan and perform the audit to obtain reasonable assurance about whether the financial statements are free from material misstatement.



- 4 An audit involves performing procedures to obtain audit evidence about the amounts and disclosures in the financial statements. The procedures selected depend on the auditor's judgement, including the assessment of the risks of material misstatement of the financial statements, whether due to fraud or error. In making those risk assessments, the auditor considers internal control relevant to the PFM's preparation and fair presentation of the financial statements in order to design audit procedures that are appropriate in the circumstances. An audit also includes evaluating the appropriateness of accounting policies used and the reasonableness of the accounting estimates made by management, as well as evaluating the overall presentation of the financial statements.
- 5 We believe that the audit evidence we have obtained is sufficient and appropriate to provide a basis for our audit opinion.

Opinion

- 6 In our opinion and to the best of our information and according to the explanations given to us, the financial statements give the information required by PFRDA (Preparation of Financial Statements and Auditors Report of Schemes under National Pension System) Guidelines 2012 and give a true and fair view in conformity with the accounting principles generally accepted in India:
 - a. in the case of the Balance Sheet, of the state of affairs of the Scheme as at March 31, 2013;
 - b. in the case of the Revenue Account, of the surplus of the Scheme for the year ended on that date;

Emphasis of Matter

- 7 Without modifying our opinion, we invite attention to Note 6A regarding the background of the operations wherein allotment/ redemption are made on the basis of consolidated data received by the PFM from the Central Recordkeeping Agency and the Trustee Bank as per the unbundled architecture of the National Pension System.

Report on Other Legal And Regulatory Requirements

- 8 As required by the PFRDA (Preparation of Financial Statements and Auditors Report of Schemes under National Pension System) Guidelines 2012, as amended, we report that:
 - a. We have obtained all information and explanations which to the best of our knowledge and belief were necessary for the purpose of the audit.
 - b. The Balance Sheet and Revenue account of the Scheme are in agreement with the books of account of the Scheme.




- c. In our opinion, proper books of account of the Scheme, as required by the PFRDA have been maintained by the PFM. so far as appears from our examination of those books.
- d. In our opinion and subject to note no. 5D, all transaction expenses in excess of the limits contractually agreed to / approved by the PFRDA are borne by the PFM and are not charged to the NAV of the Scheme.
- e. In our opinion the Balance Sheet and Revenue Account of the Scheme dealt with by this report comply with the Accounting Standards notified under the Companies Act, 1956 to the extent made applicable by PFRDA.

9 We further certify that

- a. Investments have been valued in accordance with the guidelines issued by the PFRDA.
- b. Except as stated in note no. 6A.(6), Transaction and claims/fee raised by different entities are in accordance with the prescribed fee.

For M M NISSIM AND CO.
Chartered Accountants
Firm Reg. No. 107122 W



Sanjay Khemani
Partner

M No.: 044577

Place: Mumbai

Date: 5 JUL 2013



NATIONAL PENSION SYSTEM TRUST
NPS TRUST - A/C UTI RETIREMENT SOLUTIONS PENSION FUND SCHEME E - TIER I
BALANCE SHEET AS AT MARCH 31, 2013

Particulars	Note	As at March 31, 2013 ₹	As at March 31, 2012 ₹
Liabilities			
Unit Capital	1	7 99 65 666	4 50 33 618
Reserves and Surplus	2	2 66 50 436	1 08 62 018
Current Liabilities and Provisions	3	81 958	377
Total		10 66 98 060	5 58 96 013
Assets			
Investments	4	10 65 89 724	5 55 58 846
Other Current Assets	5	1 08 336	3 37 167
Total		10 66 98 060	5 58 96 013
Significant Accounting Policies and other explanatory notes	6		

This is the Balance Sheet referred to in our report of even date.

For M. M. Nissim And Co. (FRN 107122W)
Chartered Accountants

For UTI Retirement Solutions Ltd.

Sanjay Khemani



Sanjay Khemani
(Partner)
M. No. - 044577

Balram P Bhagat

Balram P Bhagat
(Chief Executive Officer
& Whole Time Director)

S. Venkatraman



S. Venkatraman
(Director)


Date: 5 JUL 2013
Place: Mumbai

For and on behalf of National Pension System Trust

(Chairman, NPS Trust Board)

Date: 04 JUL 2013
Place: New Delhi

N. Bhattacharya
(Chief Executive Officer)



NATIONAL PENSION SYSTEM TRUST
NPS TRUST - A/C UTI RETIREMENT SOLUTIONS PENSION FUND SCHEME E - TIER I
REVENUE ACCOUNT FOR THE YEAR ENDED MARCH 31, 2013

Particulars	Note	Year ended March 31, 2013 ₹	Year ended March 31, 2012 ₹
Income			
Dividend		10 310	-
Profit on sale/redemption of investments		1 10 64 138	1 74 643
Unrealized gain on appreciation in investments		-	2 81 887
Other income		-	-
- Refund of Securities Transaction Tax		43 698	-
Total		1 11 23 646	4 56 530
Expenses and Losses			
Unrealized losses in value of investments		58 37 779	-
Loss on sale/redemption of investments		82	10 72 459
Management fees		827	363
Custodian fees		135	-
Trustees Bank fees		299	6 231
CRA Fees	6 70 909	6 83 878	-
Less: Amount recovered / to be recoverable on sale of units on account of CRA Charges	(5 70 909)	(6 83 878)	-
Total		68 39 122	10 79 053
Surplus/(Deficit) for the year		42 84 524	(6 22 523)
Appropriation			
Amount transferred to Unrealised Appreciation Reserve		2 81 887	2 81 887
Amount transferred to General Reserve		55 66 411	(9 04 410)
Total		58 48 298	(6 22 523)
Significant Accounting Policies and other explanatory notes	6		

This is the Revenue Account referred to in our report of even date.


For M. M. Nissim And Co. (FRN 107122W)
Chartered Accountants


Sanjay Khemani
(Partner)
M. No. - 044577




Date: 5 JUL 2013
Place: Mumbai

For UTI Retirement Solutions Ltd.


Pram P Bhagat
(Chief Executive Officer
& Whole Time Director)




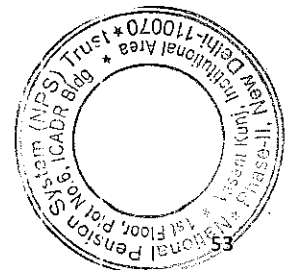


S. Venkatraman
(Director)

For and on behalf of National Pension System Trust




(Chairman, NPS Trust Board)
Date: 04 JUL 2013
Place: New Delhi


(Chief Executive Officer)



NATIONAL PENSION SYSTEM TRUST
NPS TRUST - A/C UTI RETIREMENT SOLUTIONS PENSION FUND SCHEME E - TIER I
NOTES ANNEXED TO AND FORMING PART OF THE BALANCE SHEET AS AT MARCH 31, 2013

Particulars	As at March 31, 2013		As at March 31, 2012	
	No.	₹	No.	₹
Note 1				
Unit Capital (Face Value of Rs.10/- each unit)				
Initial Capital*		231		231
Unit Capital				
Outstanding at the beginning of the year	45 03 362	4 50 33 618	18 28 096	1 82 80 960
Add :Units issued during the year	38 62 460	3 86 24 602	27 72 384	2 77 23 837
Less: Units redeemed during the year	(3 69 255)	(36 92 554)	(97 118)	(9 71 179)
Outstanding at the end of the year	<u>79 96 567</u>	<u>7 99 65 666</u>	<u>45 03 362</u>	<u>4 50 33 618</u>
* Represents capital on the date of commencement of scheme				
Note 2				
Reserves and Surplus				
Unit Premium Reserve				
Opening Balance		1 14 82 642		52 63 891
Add: Premium on Units issued		1 15 97 098		64 19 328
Less: Premium on Units redeemed		(10 93 204)		(2 00 577)
Closing Balance		<u>2 19 86 536</u>		<u>1 14 82 642</u>
General Reserve				
Opening Balance		(9 02 511)		1 899
Add: Transfer from Revenue Account		55 66 411		(9 04 410)
Closing Balance		<u>46 63 900</u>		<u>(9 02 511)</u>
Unrealised Appreciation Account				
Opening Balance		2 81 887		-
Add/(Less): Transfer from/(to) Revenue Account		(2 81 887)		2 81 887
Closing Balance		<u>-</u>		<u>2 81 887</u>
Total		<u>2 66 50 436</u>		<u>1 08 62 018</u>
Note 3				
Current Liabilities and Provisions				
Current Liabilities				
Sundry Creditors for expenses		352		109
Redemption Payable		81 583		268
TDS Payable		23		-
Total		<u>81 958</u>		<u>377</u>




NATIONAL PENSION SYSTEM TRUST
 NPS TRUST - A/C UTI RETIREMENT SOLUTIONS PENSION FUND SCHEME E - TIER I
 NOTES ANNEXED TO AND FORMING PART OF THE BALANCE SHEET AS AT MARCH 31, 2013

Particulars	As at March 31, 2013 ₹	As at March 31, 2012 ₹
Note 4		
Investments (Long Term and Short Term)		
Equity Shares	1 97 90 470	
Others - Mutual Fund Units	8 67 90 254	5 55 58 846
Total	10 65 80 724	5 55 58 846

Note 5



Other Current Assets

Balances with bank in a current account	1 02 136	1 40 957
Contracts for sale of investments	-	1 96 210
Outstanding and accrued income	6 200	-
Total	1 08 336	3 37 167



ANNEXURE A: SUPPLEMENTARY INVESTMENT PORTFOLIO INFORMATION AND INDUSTRYWISE CLASSIFICATION
 Industry wise classification where industry exposure % to total exposure in investment category >= 5%
NPS TRUST - A/C UTI RETIREMENT SOLUTIONS PENSION FUND SCHEME E - TIER I **3/31/2013**

Industry and Company Particulars	Quantity	Market Value (₹)	% to Net Asset	% to invt. category
EQUITY SHARES				
AUTOMOBILE				
BAJAJ AUTO LIMITED	300	539,865	0.51	2.73
HERO HONDA	200	308,400	0.29	1.56
MARUTI SUZUKI INDIA LTD.	700	896,840	0.84	4.53
TATA MOTORS LTD.	3,000	807,450	0.76	4.08
		2,552,555	2.39	12.89
BANKING				
AXIS BANK	100	130,070	0.12	0.66
BANK OF BARODA	1,800	1,215,720	1.14	6.14
HDFC BANK LTD.	2,500	1,563,375	1.47	7.90
ICICI BANK	1,600	1,672,320	1.57	8.45
STATE BANK OF INDIA	500	1,036,375	0.97	5.23
		5,617,860	5.27	28.37
CONSTRUCTION				
LARSEN & TOURBO	800	1,092,960	1.03	5.52
		1,092,960	1.03	5.52
OIL, GAS AND PETROLEUM PRODUCTS				
BHARAT PETROLEUM CORPORATION LTD.	2,000	755,400	0.71	3.82
CAIRN INDIA	1,500	408,675	0.38	2.06
OIL & NATURAL GAS CORPORATION LTD.	2,000	622,800	0.58	3.15
RELIANCE INDUSTRIES LIMITED	1,000	772,900	0.72	3.90
		2,559,775	2.40	12.93
PHARMACEUTICALS				
BIOCON LTD	1,000	273,650	0.26	1.38
CIPLA	1,000	379,750	0.36	1.92
DIVI'S LABORATORIES	1,300	1,283,750	1.20	6.48
		1,937,150	1.82	9.78
SOFTWARE				
INFOSYS LTD.	200	577,870	0.54	2.92
WIPRO LTD.	3,500	1,530,025	1.44	7.73
		2,107,895	1.98	10.65




NATIONAL PENSION SYSTEM TRUST

NPS Trust - A/C UTI Retirement Solutions Pension Fund Scheme E - Tier I

NOTE 6: SUMMARY OF SIGNIFICANT ACCOUNTING POLICIES AND OTHER EXPLANATORY INFORMATION FOR THE YEAR ENDED MARCH 31, 2013

A. Background

1. UTI Retirement Solutions Limited is appointed as a Pension Fund Manager (PFM) by the National Pension System Trust (NPS Trust) for the management of Pension Fund and for this purpose it has entered into an Investment Management Agreement (IMA). As per unbundled architecture of the NPS Trust, the main responsibility of the PFM is to manage funds in accordance with the laid down guidelines and declare NAV. As per the architecture, the NSDL e-Governance Infrastructure Ltd., being the Central Recordkeeping Agency (CRA) provides consolidated data to PFM for allotment/redemption of units and Bank of India, being the Trustee Bank, provides/receive funds on consolidated basis in respect of such allotment/redemption.
2. CRA's responsibilities includes:
 - a. Recordkeeping, Administration and Customer service functions for NPS subscribers,
 - b. Providing Unique Permanent Retirement Account Number (PRAN) to each subscriber,
 - c. Maintaining database of all PRANs issued and recording transactions relating to each subscriber's PRAN,
 - d. PRAN Transaction Statement,
 - e. An operational interface between PPFDA and other NPS intermediaries such as Pension Funds, Annuity Service Providers, Trustee Bank etc.
 - f. CRA is responsible to resolve all queries pertaining to investors. CRA informs about the subscription and redemption to Pension Fund Managers (PFM) and also instruct Trustee Bank to credit PFM's pool account maintained with them.
3. NPS Trust has designated Stock Holding Corporation of India Ltd. (SHCIL) as the custodian, who is responsible for safe custody of securities and settlement of trades. Further, SHCIL has also been designated as valuation service provider, who is responsible for providing rates for valuation, which is used by PFM for valuation of investments.



4. Pension Fund Regulatory and Development Authority (PFRDA) has issued PFRDA (Preparation of Financial Statements and Auditor's Report of Scheme under National Pension System) Guidelines-2012 (PFRDA guidelines), which was effective from 5th September, 2012. Prior to that, the accounting policies followed by the scheme were in accordance with the SEBI (Mutual Fund) Regulations, 1996. As per clarification, the PFRDA guidelines have been applied prospectively and accordingly the figures of the previous year are not comparable with that of the current year. Since the changes in the accounting policy are necessitated by the PFRDA guidelines, the same has not been considered as change in the accounting policy.
5. The Trustee bank provides subscription funds on a consolidated basis for all the schemes managed by PFM and credits the same to a scheme's account, wherefrom the funds are transferred by the PFM to the respective schemes. The PFM record receipt of funds in the respective schemes only.
6. The fees payable by CRA and trustee bank as per the architecture is charged to the scheme as claimed by CRA and trustee bank.

B. Scheme particulars


1. **Investment objective:** The investment objective of the scheme is to optimise returns.
2. **Commencement:** The Scheme commenced operations on 21 May, 2009.
3. **Investment pattern:**

Applicable upto 13th Jan, 2013:

This asset class will be invested in Index Funds that replicate the portfolio of either BSE Sensitive Index or NSE Nifty 50 Index. Index Fund Schemes invest in securities in the same weightage comprising of an Index.

Revised Investment Pattern effective from 14th Jan, 2013 as under:


Shares of Companies which are listed in BSE or NSE and on which derivatives are available or are part of BSE Sensex or Nifty 50 Index.



Contributions to the Scheme by the investors for retirement are non-withdrawable.

C. Significant Accounting Policies

1. **Basis of Accounting:** The Scheme maintains books of account on an accrual basis under the historical cost convention, as modified for investments, which are 'marked-to-market'.
2. **Investments:**
 - a. Investments are accounted on trade date.
 - b. The cost includes service tax on brokerage.
 - c. Cost is determined on the basis of weighted average cost.
 - d. Rights/Bonus entitlements, if any, are accounted on ex-right/ex-bonus date of the principal stock exchange.
3. **Valuation of investments:** Investments are valued using the price determined in the following manner:
 - a. **Equity:**
 - i. When a security is traded on National Stock Exchange (NSE) on a valuation day, the last quoted closing price at which it was traded on the NSE.
 - ii. When on a valuation day, a security has not been traded on NSE, the value at which it is traded on BSE is used.
 - b. **Debentures, corporate bonds, commercial papers and certificate of deposits:**
 - i. Traded securities are valued at NSE weighted average traded price on that day.
 - ii. Securities not traded on a valuation day with residual maturity over 60 days are valued on a yield to maturity basis, which is arrived at by adding spreads of relevant tenor, rating and industry over the benchmark yield.
 - iii. The spread used are average of spreads provided by CRISIL and ICRA.
 - iv. Securities not traded on a valuation day with residual maturity up to 60 days are valued at last traded price plus the difference between the redemption value and last traded price, spread uniformly over the remaining maturity period of the instrument.
 - v. Securities purchased by way of private placement are valued at cost for a period of fifteen days beginning from the date of purchase.
 - vi. Only Callable Bonds (single/multiple call options), which are callable by the issuer, are valued at lowest value on each call option date.
 - vii. Only Puttable Bonds (single/multiple put options), which are puttable by the investor, are valued at highest value on each put option date.



viii. Securities with both Put and Call option (single/multiple) on the same day is deemed to mature on the Put/Call option day and is valued accordingly.

ix. Partly paid bonds are valued at cost till it is fully paid.

x. Perpetual bond with single/multiple call options are valued at lowest price on each option date.

c. **Central and State Government Securities:** Securities are valued at the average of prices provided by CRISIL and ICRA.

d. **Mutual fund units:** Mutual fund units are valued at the latest available/previous day's NAV from AMFI website.

4. Appreciation/Depreciation, as the case may be, in the value of the securities at the year-end have been computed for the Scheme, whereby the aggregate market value of all investments taken together is compared with aggregate cost of acquisition. The change in net appreciation/depreciation is recognised in Revenue Account.

5. **Income Recognition:**

a. Dividend income is accrued on the "ex-dividend" date.

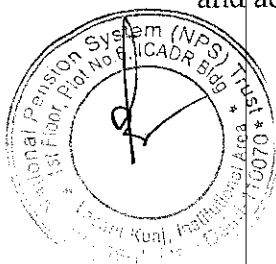
b. Interest on interest bearing and other fixed income investments is recognised on a day to day basis as it is earned. On purchase of such investments, interest paid for the period from the last interest due date up to the date of purchase is not treated as a cost of purchase but is treated as interest recoverable. Similarly, interest received at the time of sale for the period from the last interest due date up to the date of sale is not treated as part of sale value but is treated as interest recovered.

c. Other income of miscellaneous nature is accounted for when there is certainty of collection.

6. **Computation of Net Asset Value (NAV):** The NAV of the units is determined by dividing the net assets, including investments recognised and valued as per the accounting policies, by the number of outstanding units on the valuation date.

7. **Unit Premium Reserve:** Difference between the issue/redemption price and face value of units is credited/debited to Unit Premium Reserve.

D. Brokerage: The service tax of ₹ 1,623 on brokerage has been charged to scheme and accordingly has been included in cost of investments.



E. **CRA Fees:** The CRA fees charged to the scheme includes ₹ 1,76,386 which is yet to be recovered from investors by way of redemption of units which would be paid on respective due date.

F. **Investment Management Fees** In terms of the IMA, the scheme has accrued management fees payable to PFM as a percentage of scheme's average daily net assets. The basis of management fees and aggregate management fees on average daily net asset is as under:

Management Fees % p.a.*		Management Fees	
Current Year	Previous Year	Current Year	Previous Year
0.0009%	0.0009%	827	363

* excluding service tax

G. **Purchase/Sale of Investments:** The aggregate value of purchase and sales of investments during the year and expressed as a percentage of average daily net asset are as under:

₹ in Crores

Current Year				Previous Year			
Purchase	%	Sales	%	Purchase	%	Sales	%
29.82	365.78	25.24	309.58	8.81	238.72	5.55	150.48

H. The aggregate value of non-traded investments (other than Government Securities) where investments have been valued "in good faith" exceed 5% of the NAV as at 31st March, 2013 is ₹ NIL. (Previous Year ₹ NIL)


I. **Net Asset Value:** Net Asset Value of the Scheme as on 31st March 2013 is ₹ 13.3327 per unit (as on 31st March 2012 ₹ 12.4119 per unit)

J. **Income and Expenditure:** The total income and expenditure for the year as a percentage of the scheme's average net assets are as under:

Income				Expenditure			
₹ in Crores		%		₹ in Crores		%	
Current Year	Previous Year	Current Year	Previous Year	Current Year	Previous Year	Current Year	Previous Year
1.11	0.05	13.64	0.47	0.58	0.11	6.82	2.92

K. **Other disclosures:**

Particulars	Current year	Previous year
Contingent liabilities	Nil	Nil
Non performing investments- Carrying value	Nil	Nil
Non performing investments- Market value	Nil	Nil



Brokerage, custodial fees and other charges to entities where PFM or its subsidiaries or its major shareholders have substantial interest	Nil	Nil
---	-----	-----

L. Investment in associates and group companies: The Scheme and all other schemes of NPS managed by the PFM has made following investment in the Associate and Group companies of the PFM:

Name of Scheme	Current year		Previous year	
	Purchase	Outstanding	Purchase	Outstanding
UTI - Money Market Fund	NIL	NIL	30,00,859	NIL
UTI - Nifty Index Fund	NIL	NIL	30,02,001	NIL

M. Portfolio: Industry wise classification where industry exposure % to total exposure in investment category $\geq 5\%$ is given in Annexure A.

N. The previous year figures are regrouped/ reclassified, wherever necessary.

For UTI Retirement Solutions Ltd.




Baifram P Bhagat
(Chief Executive Officer &
Whole Time Director)

Date:
Place: Mumbai



S. Venkatraman
(Director)




For M. M. Nissim And Co.
(FRN 107122W)
Chartered Accountants

Sanjay Khemani
(Partner)


M. No - 044577
Date: 5 JUL 2013
Place: Mumbai



For and on behalf of National Pension System Trust



(Chairman, NPS Trust Board)
Date: 04 JUL 2013
Place: New Delhi



(Chief Executive Officer)

