



UTI RETIREMENT SOLUTIONS LIMITED

NPS Trust – A/C UTI Retirement Solutions Scheme C – Tier II

Annual Audited Statement of Accounts For the Financial Year 2014 – 15

Contents

Auditors' Report

Balance Sheet as on 31st March, 2015

Revenue Accounts as on 31st March, 2015

Accounting Policies and Notes to Accounts

Registered Office:

UTI Towers 'Gn' Block,
Bandra – Kurla Complex
Bandra (East)
Mumbai – 400051
66786731 / 6449

INDEPENDENT AUDITORS' REPORT

To,
The Trustees,
National Pension System Trust

Report on Financial Statements

- 1 We have audited the accompanying financial statements of NPS Trust - A/C UTI Retirement Solutions Scheme C - Tier II (Scheme) under the National Pension System Trust (NPS Trust) managed by UTI Retirement Solutions Ltd. (PFM) which comprise of the Balance Sheet as at March 31, 2015, and the Revenue Account for the year then ended, and a summary of significant accounting policies and other explanatory information.

Management's Responsibility for the Financial Statements

- 2 Management of the PFM, in accordance with the Pension Fund Regulatory and Development Authority (PFRDA) Guidelines and the Investment Management Agreement (IMA) with the NPS Trust, is responsible for the preparation of these financial statements that give a true and fair view of the financial position and financial performance of the Scheme in accordance with the accounting standards referred to in Section 133 of the Companies Act, 2013 read with Rule 7 of the Companies (Accounts) Rules, 2014 to the extent made applicable by PFRDA to Scheme. This responsibility includes the design, implementation and maintenance of internal control relevant to the preparation and presentation of the financial statements that give a true and fair view and are free from material misstatement, whether due to fraud or error. These financial statements are also approved by the NPS Trust on the recommendation of the Board of Directors of the PFM.

Auditor's Responsibility

- 3 Our responsibility is to express an opinion on these financial statements based on our audit. We conducted our audit in accordance with the Standards on Auditing issued by the Institute of Chartered Accountants of India. Those Standards require that we comply with ethical requirements and plan and perform the audit to obtain reasonable assurance about whether the financial statements are free from material misstatement.
- 4 An audit involves performing procedures to obtain audit evidence about the amounts and disclosures in the financial statements. The procedures selected depend on the auditor's judgement, including the assessment of the risks of material misstatement of the financial statements, whether due to fraud or error. In making those risk assessments, the auditor considers internal control relevant to the PFM's preparation and fair presentation of the financial statements in order to design audit procedures that are appropriate in the



circumstances. An audit also includes evaluating the appropriateness of accounting policies used and the reasonableness of the accounting estimates made by management, as well as evaluating the overall presentation of the financial statements.

- 5 We believe that the audit evidence we have obtained is sufficient and appropriate to provide a basis for our audit opinion.

Opinion

- 6 In our opinion and to the best of our information and according to the explanations given to us, the financial statements give the information required by PFRDA (Preparation of Financial Statements and Auditors Report of Schemes under National Pension System) Guidelines 2012 and give a true and fair view in conformity with the accounting principles generally accepted in India:
- a. in the case of the Balance Sheet, of the state of affairs of the Scheme as at March 31, 2015;
 - b. in the case of the Revenue Account, of the surplus of the Scheme for the year ended on that date;

Emphasis of Matter

- 7 Without modifying our opinion, we invite attention to the followings:
- a. ₹ 54,176 is lying with Trustee Bank as on 31st March 2015 (Previous Year: 1,40,778) the units in respect of which have been allotted in the next financial year on receipt of funds by the PFM. Accordingly, the subscription received pending allotment as well as balances with bank are understated by the said amount.

Report on Other Legal And Regulatory Requirements

- 8 As required by the PFRDA (Preparation of Financial Statements and Auditors Report of Schemes under National Pension System) Guidelines 2012, as amended, we report that:
- a. We have obtained all information and explanations which to the best of our knowledge and belief were necessary for the purpose of the audit.
 - b. The Balance Sheet and Revenue account of the Scheme are in agreement with the books of account of the Scheme.
 - c. In our opinion, proper books of account of the Scheme, as required by the PFRDA have been maintained by the PFM so far as appears from our examination of those books.



NATIONAL PENSION SYSTEM TRUST
NPS TRUST - A/C UTI RETIREMENT SOLUTIONS SCHEME C - TIER II
BALANCE SHEET AS AT MARCH 31, 2015

Particulars	Note	As at March 31, 2015 ₹	As at March 31, 2014 ₹
Liabilities			
Unit Capital	1	1 95 39 408	1 58 80 207
Reserves and Surplus	2	1 29 78 229	70 57 414
Current Liabilities and Provisions	3	23 100	2 46 190
Total		3 25 40 737	2 31 83 811
Assets			
Investments	4	3 13 43 934	2 21 94 645
Other Current Assets	5	11 96 803	9 89 166
Total		3 25 40 737	2 31 83 811
Significant Accounting Policies and other explanatory notes	6		

This is the Balance Sheet referred to in our report of even date.

For UTI Retirement Solutions Ltd.




Balram P Bhagat
Chief Executive Officer
& Whole Time Director

Date : 27/04/2015
Place : Mumbai




Leo Puri
Chairman & Director


For M. M. Nissim & Co.
Chartered Accountants
Firm Registration No.: 107122W


Sanjay Khemani
Partner
M. No. - 044577


Date : 25/04/2015
Place : Mumbai




For and on behalf of National Pension System Trust


G N Bajpai
(Chairman, NPS Trust Board)

Date : 25/07/2015
Place : Mumbai




Kamal Chaudhry
(Chief Executive Officer)

NATIONAL PENSION SYSTEM TRUST
NPS TRUST - A/C UTI RETIREMENT SOLUTIONS SCHEME C - TIER II
REVENUE ACCOUNT FOR THE YEAR ENDED MARCH 31, 2015

Particulars	Note	Year ended March 31, 2015 ₹	Year ended March 31, 2014 ₹
Income			
Interest		22 40 612	16 46 917
Profit on sale/redemption of investments		1 09 672	65 382
Unrealized gain on appreciation in investments		14 75 753	-
Total		38 26 037	17 12 299
Expenses and Losses			
Unrealized losses in value of investments		-	5 75 267
Management fees		24 461	37 021
Custodian fees		2 210	1 534
Trustees Bank fees		-	52
CRA Fees	6 048	6 018	
Less: Amount recovered / recoverable on sale of units on account of CRA Charges	(6 048)	(6 018)	
Depository and settlement charges		5	-
Total		26 676	6 13 874
Surplus for the year		37 99 361	10 98 425
Amount transferred From Unrealised Appreciation Reserve		-	4 58 347
Total		37 99 361	15 56 772
Appropriation			
Amount transferred to Unrealised Appreciation Reserve		13 58 833	-
Amount transferred to General Reserve		24 40 528	15 56 772
Total		37 99 361	15 56 772
Significant Accounting Policies and other explanatory notes	6		

This is the Revenue Account referred to in our report of even date.


For UTI Retirement Solutions Ltd.



Balram P Bhagat
Chief Executive Officer
& Whole Time Director


Leo Puri
Chairman & Director

For M. M. Nissim & Co.
Chartered Accountants
Firm Registration No.: 107122W



Sanjay Khemani
Partner
M. No. - 044577




Date : 27/04/2015
Place : Mumbai

Date : 25/07/2015
Place : Mumbai

For and on behalf of National Pension System Trust


G N Bajpai
(Chairman, NPS Trust Board)

Date : 25/07/2015
Place : Mumbai




Kamal Chaudhry
(Chief Executive Officer)

070

NATIONAL PENSION SYSTEM TRUST
NPS TRUST - A/C UTI RETIREMENT SOLUTIONS SCHEME C - TIER II
NOTES ANNEXED TO AND FORMING PART OF THE BALANCE SHEET AS AT MARCH 31, 2015

Particulars	As at March 31, 2015		As at March 31, 2014	
	No.	₹	No.	₹
Note 1				
Unit Capital (Face Value of Rs.10/- each unit)				
Initial Capital*		38		38
Unit Capital				
Outstanding at the beginning of the year	15 88 021	1 58 80 207	10 98 129	1 09 81 292
Add :Units issued during the year	5 66 375	56 63 755	6 02 447	60 24 467
Less: Units redeemed during the year	(2 00 455)	(20 04 554)	(1 12 555)	(11 25 552)
Outstanding at the end of the year	19 53 941	1 95 39 408	15 88 021	1 58 80 207

* Represents capital on the date of commencement of scheme

Note 2

Reserves and Surplus

Unit Premium Reserve

Opening Balance	37 52 312	18 10 158
Add: Premium on Units issued	31 68 564	23 99 885
Less: Premium on Units redeemed	(10 47 110)	(4 57 731)
Closing Balance	58 73 766	37 52 312

General Reserve

Opening Balance	33 05 102	17 48 330
Add: Transfer from Revenue Account	24 40 528	15 56 772
Closing Balance	57 45 630	33 05 102

Unrealised Appreciation Account

Opening Balance	-	4 58 347
Add: Transfer from/(to) Revenue Account	13 58 833	(4 58 347)
Closing Balance	13 58 833	-

Total	1 29 78 229	70 57 414
--------------	--------------------	------------------

Note 3

Current Liabilities and Provisions

Current Liabilities


Sundry Creditors for expenses	1 423	14 771
Redemption Payable	21 620	2 31 034
TDS Payable	57	385

Total	23 100	2 46 190
--------------	---------------	-----------------



NATIONAL PENSION SYSTEM TRUST
NPS TRUST - A/C UTI RETIREMENT SOLUTIONS SCHEME C - TIER II
NOTES ANNEXED TO AND FORMING PART OF THE BALANCE SHEET AS AT MARCH 31, 2015

Particulars	As at March 31, 2015 ₹	As at March 31, 2014 ₹
Note 4		
Investments (Long Term and Short Term)		
Debentures and Bonds Listed/Awaiting Listing	3 02 59 872	2 17 19 543
Others - Mutual Fund Units	10 84 062	4 75 102
Total	3 13 43 934	2 21 94 645
Note 5		
Other Current Assets		
Balances with bank in a current account	-	1
Outstanding and accrued income	11 96 803	9 89 165
Total	11 96 803	9 89 166




NATIONAL PENSION SYSTEM TRUST

NPS Trust - A/C UTI Retirement Solutions Scheme C - Tier II

NOTE 6: SUMMARY OF SIGNIFICANT ACCOUNTING POLICIES AND OTHER EXPLANATORY INFORMATION FOR THE YEAR ENDED MARCH 31, 2015

A. Background

1. UTI Retirement Solutions Limited was appointed as a Pension Fund Manager (PFM) by the National Pension System Trust (NPS Trust) for the management of Pension Fund and for this purpose it has entered into an Investment Management Agreement (IMA). As per unbundled architecture of the NPS Trust, the main responsibility of the PFM is to manage funds in accordance with the laid down guidelines and declare NAV. As per the architecture, the NSDL e-Governance Infrastructure Ltd., being the Central Recordkeeping Agency (CRA) provides consolidated data to PFM for allotment/redemption of units and Axis Bank Ltd., being the Trustee Bank, provides/receive funds on consolidated basis in respect of such allotment/redemption.
2. CRA's responsibilities includes:
 - a. Recordkeeping, Administration and Customer service functions for NPS subscribers,
 - b. Providing Unique Permanent Retirement Account Number (PRAN) to each subscriber,
 - c. Maintaining database of all PRANs issued and recording transactions relating to each subscriber's PRAN,
 - d. PRAN Transaction Statement,
 - e. An operational interface between PFRDA and other NPS intermediaries such as Pension Funds, Annuity Service Providers, Trustee Bank etc.
 - f. CRA is responsible to resolve all queries pertaining to investors. CRA informs about the subscription and redemption to Pension Fund Managers (PFM) and also instruct Trustee Bank to credit PFM's pool account maintained with them.
3. NPS Trust has designated Stock Holding Corporation of India Ltd. (SHCIL) as the custodian, who is responsible for safe custody of securities and settlement of trades. Further, SHCIL has also been designated as valuation service provider, who is responsible for providing rates for valuation, which is used by PFM for valuation of investments.
4. Pension Fund Regulatory and Development Authority (PFRDA) has issued PFRDA (Preparation of Financial Statements and Auditor's Report of Scheme under National Pension System) Guidelines-2012 (PFRDA guidelines), which was effective from 5th September, 2012.



5. The Trustee bank provides subscription funds on a consolidated basis for all the schemes managed by PFM and credits the same to a control account, wherefrom the funds are transferred by the PFM to the respective schemes. The PFM record receipt of funds in the respective schemes only.
6. The fees payable by CRA as per the architecture is charged to the scheme as claimed by CRA.

B. Scheme particulars

1. **Investment objective:** The investment objective of the scheme is to optimise returns.
2. **Commencement:** The Scheme commenced its operations on December 14, 2009.
3. **Investment pattern:**
 - a. Debt Mutual Funds as regulated by SEBI.
 - b. Fixed Deposits of scheduled commercial banks having Net worth of at least ₹ 500 crores, 3 years profitability, CRAR of not less than 9% in last 3 years and Net NPA of under 5%.
 - c. Rated Debt securities with maturity of not less than 3 years tenure issued by Bodies Corporate including scheduled commercial Banks and Public Financial Institutions (as defined in Sec. 4 (A) of the Companies Act.
 - d. Credit Rated Public Financial Institutions/PSU Bonds.
 - e. Credit Rated Municipal Bonds/ Infrastructure Bonds/ Rated asset backed securities.
4. Contributions to the Scheme by the investors are withdrawable without any lock in period.

C. Significant Accounting Policies

1. **Basis of Accounting:** The Scheme maintains books of account on an accrual basis under the historical cost convention, as modified for investments, which are 'marked-to-market'.
2. **Investments:**
 - a. Investments are accounted on trade date.
 - b. Cost is determined on the basis of weighted average cost.
 - c. Rights/Bonus entitlements, if any, are accounted on ex-right/ex-bonus date of the principal stock exchange.
3. **Valuation of investments:** Investments are valued using the price determined in the following manner:



a. Equity:


- i. When a security is traded on National Stock Exchange (NSE) on a valuation day, the last quoted closing price at which it was traded on the NSE.
- ii. When on a valuation day, a security has not been traded on NSE, the value at which it is traded on BSE is used.
- iii. **Right entitlement:**
 - a. **Traded:** Right entitlement is valued at the closing market price on the valuation date.
 - b. **Non-traded:** Right entitlement is valued at the difference of the Ex-right price and the offer price multiplied by the ratio of Right Entitlement.

b. Debentures, corporate bonds, commercial papers and certificate of deposits:

- i. Traded securities are valued at NSE weighted average traded price on that day.
- ii. Securities not traded on a valuation day with residual maturity over 60 days are valued on a yield to maturity basis, which is arrived at by adding spreads of relevant tenor, rating and industry over the benchmark yield.
- iii. The spread used are average of spreads provided by CRISIL and ICRA.
- iv. Securities not traded on a valuation day with residual maturity up to 60 days are valued at last traded price plus the difference between the redemption value and last traded price, spread uniformly over the remaining maturity period of the instrument.
- v. Securities purchased by way of private placement are valued at cost for a period of fifteen days beginning from the date of purchase.
- vi. Only Callable Bonds (single/multiple call options), which are callable by the issuer, are valued at lowest value on each call option date.
- vii. Only Puttable Bonds (single/multiple put options), which are puttable by the investor, are valued at highest value on each put option date.
- viii. Securities with both Put and Call option (single/multiple) on the same day is deemed to mature on the Put/Call option day and is valued accordingly.
- ix. Partly paid bonds are valued at cost till it is fully paid.
- x. Perpetual bond with single/multiple call options are valued at lowest price on each option date.


c. Central and State Government Securities: Securities are valued at the average of prices provided by CRISIL and ICRA.

d. Mutual fund units: Mutual fund units are valued at the latest available/previous day's NAV from AMFI website



4. Appreciation/Depreciation, as the case may be, in the value of the securities at the year-end have been computed for the Scheme, whereby the aggregate market value of all investments taken together is compared with aggregate cost of acquisition. The change in net appreciation/depreciation is recognised in Revenue Account.
 5. Income Recognition:
 - a. Dividend income is accrued on the "ex-dividend" date.
 - b. Interest on interest bearing and other fixed income investments is recognised on a day to day basis as it is earned. On purchase of such investments, interest paid for the period from the last interest due date up to the date of purchase is not treated as a cost of purchase but is treated as interest recoverable. Similarly, interest received at the time of sale for the period from the last interest due date up to the date of sale is not treated as part of sale value but is treated as interest recovered.
 - c. Other income of miscellaneous nature is accounted for when there is certainty of collection.
 6. **Computation of Net Asset Value (NAV):** The NAV of the units is determined by dividing the net assets, including investments recognised and valued as per the accounting policies, by the number of outstanding units on the valuation date.
 7. **Unit Premium Reserve:** Difference between the issue/redemption price and face value of units is credited/debited to Unit Premium Reserve.
- D. The valuation policy of the Scheme, as advised by SHCIL, is at variance with PFRDA guidelines. The details of deviation are as under:

PFRDA Guidelines	Valuation Policy	Impact as on 31-03-15
1. Securities traded at a stock exchange: When a debt security (other than government security) is not traded on any stock exchange on a particular valuation day, the value at which it was traded on any other stock exchange on the earliest previous day is used, provided that such day is not more than fifteen days.	When such securities are not traded on a valuation day, they are valued on a yield to maturity basis if residual maturity exceeds 60 days otherwise at last valuation price plus the difference between the redemption value and last valuation price, spread uniformly over the remaining maturity period of the instrument.	The Market value derived as per valuation policy is higher by 0.01 Crores.



- E. **Investment Management Fees:** In terms of the IMA, the scheme has accrued management fees payable to PFM as a percentage of scheme's average daily net assets. The basis of management fees and aggregate management fees on average daily net asset is as under:

Management Fees % p.a.*		Management Fees	
Current Year	Previous Year	Current Year	Previous Year
0.25% - up to 31/07/14 0.01% - w.e.f. 01/08/14	0.0009% - up to 11/08/13 0.25% - w.e.f. 12/08/13	₹ 24,461	₹ 37,021

* excluding service tax

- F. **Purchase/Sale of Investments:** The aggregate value of purchase and sales of investments during the year and expressed as a percentage of average daily net asset are as under:

₹ in Crores

Current Year				Previous Year			
Purchase	%	Sales	%	Purchase	%	Sales	%
13.33	497.18	12.57	468.80	5.37	276.23	4.52	232.41

- G. The aggregate value of non-traded investments (other than Government Securities) where investments have been valued "in good faith" exceed 5% of the NAV as at 31st March, 2015 is ₹ 1.41 Crores. (Previous Year ₹ 10.85 Crore).

- H. **Net Asset Value:**

Current Year	Previous Year	
As on 31 st March, 2015	As on 31 st March, 2014*	As on 28 th March, 2014**
₹ 16.6420	₹ 14.4441	₹ 14.4335

* NAV not declared, being a non - business day

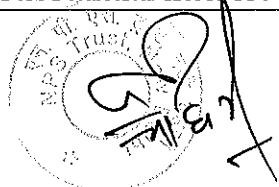
** On last business day

- I. **Income and Expenditure:** The total income and expenditure for the year as a percentage of the scheme's average net assets are as under:

Current Year				Previous Year			
Income		Expenditure		Income		Expenditure	
₹ in Crores	%	₹ in Crores	%	₹ in Crores	%	₹ in Crores	%
0.38	14.27	0.003	0.10	0.17	8.81	0.06	3.16

- J. **Other disclosures:**

Particulars	Current Year	Previous year
Contingent liabilities	Nil	Nil
Non performing investments- Carrying value	Nil	Nil
Non performing investments- Market value	Nil	Nil
Brokerage, custodial fees and other charges to entities where PFM or its subsidiaries or its major shareholders have substantial interest	Nil	Nil



K. Investment in associates and group companies: ₹ Nil (Previous year: ₹ Nil)

L. Portfolio: Industry wise classification where industry exposure % to total exposure in investment category $\geq 5\%$ is given in Annexure A.


M. The previous year figures are regrouped/ reclassified, wherever necessary.

For UTI Retirement Solutions Ltd.




Balram P Bhagat
(Chief Executive Officer
& Whole Time Director)

Date : 27/04/2015
Place: Mumbai





Leo Puri
(Chairman & Director)



For M. M. Nissim & Co.

Chartered Accountants

Firm Registration No.: 107122W





Sanjay Khemani
(Partner)


M. No. - 044577

Date : 25/07/2015
Place: Mumbai

For and on behalf of National Pension System Trust


G N Bajpai
(Chairman, NPS Trust Board)
Date: 25/07/2015
Place: Mumbai




Kamal Chaudhry
(Chief Executive Officer)

ANNEXURE A: SUPPLEMENTARY INVESTMENT PORTFOLIO INFORMATION AND INDUSTRYWISE CLASSIFICATION

Industry wise classification where industry exposure % to total exposure in investment category

NPS TRUST - A/C UTI RETIREMENT SOLUTIONS SCHEME C – TIER II

31-03-2015

Industry and Company Particulars	Quantity	Market Value (₹)	% to Net Asset	% to investment category
DEBENTURES & BONDS				
ACTIVITIES OF HOLDING COMPANIES				
IL&FS FINANCIAL SERVICES LIMITED	15,000	15,50,883	4.77	5.13
TATA SONS LTD.	20,000	20,38,201	6.27	6.74
		35,89,084	11.04	11.87
ACTIVITIES OF SPECIALIZED INSTITUTIONS GRANTING CREDIT FOR HOUSE PURCHASES THAT ALSO TAKE DEPOSITS				
HOUSING DEVELOPMENT FINANCE CORPORATION LTD.	20,000	20,11,244	6.19	6.65
LIC HOUSING FINANCE LTD.	10,000	10,17,911	3.13	3.36
		30,29,155	9.32	10.01
MANUFACTURE OF OTHER AGROCHEMICAL PRODUCTS N.E.C.				
UNITED PHOSPHOROUS LTD.	20,000	21,92,844	6.74	7.25
		21,92,844	6.74	7.25
MONETARY INTERMEDIATION OF COMMERCIAL BANKS, SAVING BANKS. POSTAL SAVINGS BANK AND DISCOUNT HOUSES				
AXIS BANK LTD.	20,000	20,85,258	6.41	6.89
ICICI BANK LTD.	20,000	20,95,931	6.45	6.93
		41,81,189	12.86	13.82
OTHER CREDIT GRANTING				
POWER FINANCE CORPORATION LTD.	30,000	31,54,625	9.70	10.43
RURAL ELECTRIFICATION CORPORATION LIMITED	20,000	20,85,242	6.41	6.89
		52,39,867	16.11	17.32
TRANSMISSION OF ELECTRIC ENERGY				
POWER GRID CORPORATION OF INDIA LTD.	20,000	20,78,767	6.39	6.87
		20,78,767	6.39	6.87
ELECTRIC POWER GENERATION AND TRANSMISSION BY NUCLEAR POWER PLANTS				
NUCLEAR POWER CORPORATION OF INDIA LIMITED	20,000	21,12,417	6.50	6.98
		21,12,417	6.50	6.98

