



UTI RETIREMENT SOLUTIONS LIMITED

Annual Audited Statement of Accounts of

*NPS Trust – A/C UTI Retirement Solutions
Pension Fund Scheme – Central Govt.*

For the Financial Year 2013-14

Registered Office:

UTI Towers 'Gn' Block,
Bandra – Kurla Complex
Bandra (East)
Mumbai-400051
66786731 / 6449

INDEPENDENT AUDITORS' REPORT

To,
The Trustees,
National Pension System Trust

Report on Financial Statements

- 1 We have audited the accompanying financial statements of **NPS Trust - A/C UTI Retirement Solutions Pension Fund Scheme - Central Govt.** (Scheme) under the National Pension System Trust (NPS Trust) managed by UTI Retirement Solutions Ltd. (PFM) which comprise of the Balance Sheet as at March 31, 2014, and the Revenue Account for the year then ended, and a summary of significant accounting policies and other explanatory information.

Management's Responsibility for the Financial Statements

- 2 Management of the PFM, in accordance with the Pension Fund Regulatory and Development Authority (PFRDA) Guidelines and the Investment Management Agreement (IMA) with the NPS Trust, is responsible for the preparation of these financial statements that give a true and fair view of the financial position and financial performance of the Scheme in accordance with the accounting standards referred to in sub-section (3C) of Section 211 of the Companies Act, 1956, to the extent made applicable by PFRDA to Scheme. This responsibility includes the design, implementation and maintenance of internal control relevant to the preparation and presentation of the financial statements that give a true and fair view and are free from material misstatement, whether due to fraud or error. These financial statements are also approved by the NPS Trust on the recommendation of the Board of Directors of the PFM.

Auditor's Responsibility

- 3 Our responsibility is to express an opinion on these financial statements based on our audit. We conducted our audit in accordance with the Standards on Auditing issued by the Institute of Chartered Accountants of India. Those Standards require that we comply with ethical requirements and plan and perform the audit to obtain reasonable assurance about whether the financial statements are free from material misstatement.




- 4 An audit involves performing procedures to obtain audit evidence about the amounts and disclosures in the financial statements. The procedures selected depend on the auditor's judgement, including the assessment of the risks of material misstatement of the financial statements, whether due to fraud or error. In making those risk assessments, the auditor considers internal control relevant to the PFM's preparation and fair presentation of the financial statements in order to design audit procedures that are appropriate in the circumstances. An audit also includes evaluating the appropriateness of accounting policies used and the reasonableness of the accounting estimates made by management, as well as evaluating the overall presentation of the financial statements.
- 5 We believe that the audit evidence we have obtained is sufficient and appropriate to provide a basis for our audit opinion.

Opinion

- 6 In our opinion and to the best of our information and according to the explanations given to us, the financial statements give the information required by PFRDA (Preparation of Financial Statements and Auditors Report of Schemes under National Pension System) Guidelines 2012 and give a true and fair view in conformity with the accounting principles generally accepted in India:
- in the case of the Balance Sheet, of the state of affairs of the Scheme as at March 31, 2014;
 - in the case of the Revenue Account, of the surplus of the Scheme for the year ended on that date;

Emphasis of Matter

- 7 As explained in Note No. 7A giving background of the Scheme regarding unbundled architecture, wherein PFM receives consolidated funds and does not have access to the individual subscribers' data. Based on the individual subscribers' data and break-up of balance in bank accounts provided to us by the CRA, without modifying our opinion, we invite attention to the followings:
- 1,74,18,078.7764 Units, valued at ₹ 28,99,81,401 as on 31st March 2014 (Previous Year: Not available) is lying in the name of "Unitization Pool Account" maintained by CRA. As explained by CRA, the subscribers for the same have not been identified. The possible impact, if any, shall be known after completion of identification/reconciliation process.
 - ₹ 231,456,798 is lying with Trustee Bank as on 31st March, 2014 (Previous Year: Not available) the units in respect of which have been allotted in the next financial year on receipt of funds by the PFM. Accordingly, the subscription received pending allotment as well as balances with bank are understated by the said amount.
 - 2,812,5419 Units, valued at ₹ 46,824 as on 31st March 2014 (Previous Year: Not



available) termed as "residual units", which are not allotted to any investor and represents rounding off differences. The PFRDA, vide its letter dated 26th May, 2014, has advised the redemption of residual units in the case of other scheme and transfer the proceeds to the Investor Awareness Fund. However, this does not have any material impact on Financial Statements.

Report on Other Legal And Regulatory Requirements


8 As required by the PFRDA (Preparation of Financial Statements and Auditors Report of Schemes under National Pension System) Guidelines 2012, as amended, we report that:

- a. We have obtained all information and explanations which to the best of our knowledge and belief were necessary for the purpose of the audit.
- b. The Balance Sheet and Revenue account of the Scheme are in agreement with the books of account of the Scheme.
- c. In our opinion, proper books of account of the Scheme, as required by the PFRDA have been maintained by the PFM so far as appears from our examination of those books.
- d. In our opinion, all transaction expenses in excess of the limits contractually agreed to / approved by the PFRDA are borne by the PFM and are not charged to the NAV of the Scheme.
- e. In our opinion the Balance Sheet and Revenue Account of the Scheme dealt with by this report comply with the Accounting Standards notified under the Companies Act, 1956 to the extent made applicable by PFRDA.

9 We further certify that

- a. *Except as stated in note no. 7D, Investments have been valued in accordance with the guidelines issued by the PFRDA.*
- b. Transaction and claims/fee raised by different entities are in accordance with the prescribed fee.

For M. M. NISSIM AND CO.
Chartered Accountants
Firm Registration No. 107122 W



Sanjay Khemani
Partner

M No.: 044577

Place:

Date:



12 JUN 2014
MUMBAI

UTI RETIREMENT SOLUTIONS LIMITED
NPS TRUST - A/C UTI RETIREMENT SOLUTIONS PENSION FUND SCHEME - CENTRAL GOVT
BALANCE SHEET AS AT MARCH 31, 2014

Particulars	Note	As at March 31, 2014 ₹	As at March 31, 2013 ₹
Liabilities			
Unit Capital	1	4850 62 58 758	3660 22 75 309
Reserves and Surplus	2	3231 38 66 633	2144 97 69 020
Current Liabilities and Provisions	3	2 27 33 137	32 47 29 707
Total		8084 28 58 528	5837 67 74 036
Assets			
Investments	4	7737 50 09 401	5615 55 86 491
Deposits	5	121 21 81 112	56 02 14 512
Other Current Assets	6	225 56 68 015	166 09 73 033
Total		8084 28 58 528	5837 67 74 036
Significant Accounting Policies and other explanatory notes	7		

This is the Balance Sheet referred to in our report of even date.


For UTI Retirement Solutions Limited

For M. M. Nissim And Co.
Chartered Accountants
Firm Registration No.: 107122W


Balram P Bhagat
Chief Executive Officer
& Whole Time Director


S. Venkatraman
Director





Sanjay Khemani
Partner
M. No. - 044577



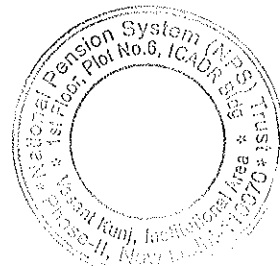
Date : 22/04/2014
Place : Mumbai

Date : 22 JUN 2014
Place : MUMBAI

For and on behalf of National Pension System Trust


(Chairman, NPS Trust Board)
G. N. Bajpai
Date : 12 JUN 2014
Place : MUMBAI


Nagendra Bhatnagar
(Chief Executive Officer & Trustee)



UTI RETIREMENT SOLUTIONS LIMITED
NPS TRUST - A/C UTI RETIREMENT SOLUTIONS PENSION FUND SCHEME - CENTRAL GOVT
REVENUE ACCOUNT FOR THE YEAR ENDED MARCH 31, 2014

Particulars	Note	Year ended March 31, 2014 ₹	Year ended March 31, 2013 ₹
Income			
Dividend		7 56 42 216	3 77 78 464
Interest		535 19 59 028	371 55 77 373
Profit on sale/redemption of investments		36 16 18 998	30 96 74 448
Profit on inter-scheme transfer/sale of investments		-	2 07 99 863
Unrealized gain on appreciation in investments		-	140 47 79 218
Other income			
- Refund of Securities Transaction Tax		-	23 71 704
- Miscellaneous Income		1 32 026	20 002
Total		578 93 52 268	549 10 01 072
Expenses and Losses			
Unrealized losses in value of investments		220 28 13 361	-
Loss on sale/redemption of investments		3 30 25 221	1 17 62 829
Management fees		78 33 118	53 34 529
Custodian fees		55 83 101	37 29 792
Trustees Bank fees		46 918	3 34 308
CRA Fees			4 82 163
Less: Amount recovered / to be recoverable on sale of units on account of CRA Charges		-	(4 82 163)
Depository and settlement charges		3 15 398	1 80 325
Total		224 96 17 117	2 13 41 783
Surplus for the year		353 97 35 151	546 96 59 289
Amount transferred From Unrealised Appreciation Reserve		101 60 73 001	-
		455 58 08 152	546 96 59 289
Appropriation			
Amount transferred to Unrealised Appreciation Reserve		-	101 60 73 001
Amount transferred to General Reserve		455 58 08 152	445 35 86 288
Total		455 58 08 152	546 96 59 289

Significant Accounting Policies and other explanatory notes

7

This is the Revenue Account referred to in our report of even date.


For UTI Retirement Solutions Limited


For M. M. Nissim And Co.
Chartered Accountants
Firm Registration No.: 107122W


Balram P Bhagat
Chief Executive Officer
& Whole Time Director


S. Venkatraman
Director





Sanjay Khemani
Partner
M. No. - 044577



Date : 22/04/2014
Place : Mumbai

Date :
Place : MUMBAI

For and on behalf of National Pension System Trust



G. K. Balijoi
(Chairman, NPS Trust Board)
Date : 12 JUN 2014
Place : MUMBAI


Nagendra Bhatnagar
(Chief Executive Officer & Trustee)



UTI RETIREMENT SOLUTIONS LIMITED
NPS TRUST - A/C UTI RETIREMENT SOLUTIONS PENSION FUND SCHEME - CENTRAL GOVT
NOTES ANNEXED TO AND FORMING PART OF THE BALANCE SHEET AS AT MARCH 31, 2014

Particulars	As at March 31, 2014		As at March 31, 2013	
	No.	₹	No.	₹
Note 1				
Unit Capital (Face Value of Rs.10/- each unit)				
Initial Capital*		296 11 57 465		296 11 57 465
Unit Capital				
Outstanding at the beginning of the year	366 02 27 531	3660 22 75 309	271 98 71 115	2719 87 11 152
Add :Units issued during the year	119 89 38 289	1198 93 82 890	100 50 30 391	1005 03 03 912
Less: Units redeemed during the year	(85 39 944)	(8 53 99 441)	(6 46 73 975)	(64 67 39 755)
Outstanding at the end of the year	<u>485 06 25 876</u>	<u>4850 62 58 758</u>	<u>366 02 27 531</u>	<u>3660 22 75 309</u>
* Represents capital on the date of commencement of scheme				
Note 2				
Reserves and Surplus				
Unit Premium Reserve				
Opening Balance		1073 00 47 888		597 73 76 923
Add: Premium on Units issued		737 76 16 944		510 37 15 408
Less: Premium on Units redeemed		(5 32 54 482)		(35 10 44 443)
Closing Balance		<u>1805 44 10 350</u>		<u>1073 00 47 888</u>
General Reserve				
Opening Balance		970 36 48 131		525 00 61 843
Add: Transfer from Revenue Account		455 58 08 152		445 35 86 288
Closing Balance		<u>1425 94 56 283</u>		<u>970 36 48 131</u>
Unrealised Appreciation Reserve				
Opening Balance		101 60 73 001		-
Add: Transfer from/(to) Revenue Account		(101 60 73 001)		101 60 73 001
Closing Balance		<u>-</u>		<u>101 60 73 001</u>
Total		<u><u>3231 38 66 633</u></u>		<u><u>2144 97 69 020</u></u>
Note 3				
Current Liabilities and Provisions				
Current Liabilities				
Contracts for purchase of investments		1 31 44 364		-
Sundry Creditors for expenses		49 13 487		24 82 802
Redemption Payable		45 76 014		-
Amount Payable to Other Schemes		-		32 20 81 069
TDS Payable		99 272		1 65 836
Total		<u><u>2 27 33 137</u></u>		<u><u>32 47 29 707</u></u>



UTI RETIREMENT SOLUTIONS LIMITED
NPS TRUST - A/C UTI RETIREMENT SOLUTIONS PENSION FUND SCHEME - CENTRAL GOVT
NOTES ANNEXED TO AND FORMING PART OF THE BALANCE SHEET AS AT MARCH 31, 2014

Particulars	As at March 31, 2014	As at March 31, 2013
	₹	₹
Note 4		
Investments (Long Term and Short Term)		
Equity Shares	670 55 10 078	333 25 33 614
Debentures and Bonds Listed/Awaiting Listing	2794 69 71 658	2163 84 58 191
Central and State Government Securities (including treasury bills)	4069 38 39 495	2817 93 99 603
Commercial Paper	-	39 15 83 800
Others - Mutual Fund Units	123 04 87 570	186 46 87 533
- Certificates of Deposit	79 82 00 600	74 89 23 750
Total	7737 50 09 401	5615 55 86 491
Note 5		
Deposits		
Deposits with Scheduled Banks	121 21 81 112	56 02 14 512
Total	121 21 81 112	56 02 14 512
Note 6		
Other Current Assets		
Balances with bank in a current account	438	5 29 23 712
Outstanding and accrued income	225 56 58 032	160 80 49 321
Receivable from UTIRSL	9 545	-
Total	225 56 68 015	166 09 73 033



UTI RETIREMENT SOLUTIONS LIMITED


NPS Trust - A/C UTI Retirement Solutions Pension Fund Scheme - Central Govt

NOTE 7: SUMMARY OF SIGNIFICANT ACCOUNTING POLICIES AND OTHER EXPLANATORY INFORMATION FOR THE YEAR ENDED MARCH 31, 2014

A. Background

1. UTI Retirement Solutions Limited is appointed as a Pension Fund Manager (PFM) by the National Pension System Trust (NPS Trust) for the management of Pension Fund and for this purpose it has entered into an Investment Management Agreement (IMA). As per unbundled architecture of the NPS Trust, the main responsibility of the PFM is to manage funds in accordance with the laid down guidelines and declare NAV. As per the architecture, the NSDL e-Governance Infrastructure Ltd., being the Central Recordkeeping Agency (CRA) provides consolidated data to PFM for allotment/redemption of units and Bank of India (Axis Bank Ltd. w.e.f. July 01, 2013), being the Trustee Bank, provides/receive funds on consolidated basis in respect of such allotment/redemption.
2. CRA's responsibilities includes:
 - a. Recordkeeping, Administration and Customer service functions for NPS subscribers,
 - b. Providing Unique Permanent Retirement Account Number (PRAN) to each subscriber,
 - c. Maintaining database of all PRANs issued and recording transactions relating to each subscriber's PRAN,
 - d. PRAN Transaction Statement,
 - e. An operational interface between PFRDA and other NPS intermediaries such as Pension Funds, Annuity Service Providers, Trustee Bank etc.
 - f. CRA is responsible to resolve all queries pertaining to investors. CRA informs about the subscription and redemption to Pension Fund Managers (PFM) and also instruct Trustee Bank to credit PFM's pool account maintained with them.
3. NPS Trust has designated Stock Holding Corporation of India Ltd. (SHCIL) as the custodian, who is responsible for safe custody of securities and settlement of trades. Further, SHCIL has also been designated as valuation service provider, who is responsible for providing rates for valuation, which is used by PFM for valuation of investments.
4. Pension Fund Regulatory and Development Authority (PFRDA) has issued PFRDA (Preparation of Financial Statements and Auditor's Report of Scheme under National Pension System) Guidelines-2012 (PFRDA guidelines), which was effective from 5th September, 2012.

9



5. The Trustee bank provides subscription funds on a consolidated basis for all the schemes managed by PFM and credits the same to a control account, wherefrom the funds are transferred by the PFM to the respective schemes. The PFM record receipt of funds in the respective schemes only.
6. The fees payable by CRA and trustee bank as per the architecture is charged to the scheme as claimed by CRA and trustee bank.

B. Scheme particulars

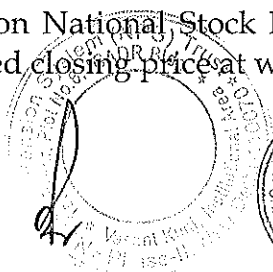
1. **Investment objective:** The investment objective of the scheme is to optimise returns.
2. **Commencement:** The Scheme commenced operations on 31st March, 2008
3. **Investment pattern:**

Sr. No.	Investment Pattern	Percentage amount to be invested
(i)	Government Securities	Upto 55
(ii)	Debt Securities	Upto 40
(iii)	Money Market instruments	Upto 5
(iv)	Equity Shares	Upto 15

4. Contributions to the Scheme by the investors for retirement are non-withdrawable.

C. Significant Accounting Policies

1. **Basis of Accounting:** The Scheme maintains books of account on an accrual basis under the historical cost convention, as modified for investments, which are 'marked-to-market'.
2. **Investments:**
 - a. Investments are accounted on trade date.
 - b. Cost is determined on the basis of weighted average cost.
 - c. Rights/Bonus entitlements, if any, are accounted on ex-right/ex-bonus date of the principal stock exchange.
3. **Valuation of investments:** Investments are valued using the price determined in the following manner:
 - a. **Equity:**
 - i. When a security is traded on National Stock Exchange (NSE) on a valuation day, the last quoted closing price at which it was traded on the NSE.



- ii. When on a valuation day, a security has not been traded on NSE, the value at which it is traded on BSE is used.
- iii. **Right entitlement:**
 - a. **Traded:** Right entitlement is valued at the closing market price on the valuation day.
 - b. **Non-traded:** Right entitlement is valued at the difference of the closing market price of the original equity share on the valuation day and the offer price multiplied by the ratio of Right Entitlement.



b. Debentures, corporate bonds, commercial papers and certificate of deposits:

- i. Traded securities are valued at NSE weighted average traded price on that day.
- ii. Securities not traded on a valuation day with residual maturity over 60 days are valued on a yield to maturity basis, which is arrived at by adding spreads of relevant tenor, rating and industry over the benchmark yield.
- iii. The spread used are average of spreads provided by CRISIL and ICRA.
- iv. Securities not traded on a valuation day with residual maturity up to 60 days are valued at last traded price plus the difference between the redemption value and last traded price, spread uniformly over the remaining maturity period of the instrument.
- v. Securities purchased by way of private placement are valued at cost for a period of fifteen days beginning from the date of purchase.
- vi. Only Callable Bonds (single/multiple call options), which are callable by the issuer, are valued at lowest value on each call option date.
- vii. Only Puttable Bonds (single/multiple put options), which are puttable by the investor, are valued at highest value on each put option date.
- viii. Securities with both Put and Call option (single/multiple) on the same day is deemed to mature on the Put/Call option day and is valued accordingly.
- ix. Partly paid bonds are valued at cost till it is fully paid.
- x. Perpetual bond with single/multiple call options are valued at lowest price on each option date.

c. Central and State Government Securities: Securities are valued at the average of prices provided by CRISIL and ICRA.

d. Mutual fund units: Mutual fund units are valued at the latest available/previous day's NAV from AMFI website.

4. Appreciation/Depreciation, as the case may be, in the value of the securities at the year-end have been computed for the Scheme, whereby the



aggregate market value of all investments taken together is compared with aggregate cost of acquisition. The change in net appreciation/depreciation is recognised in Revenue Account.

5. Income Recognition:


- a. Dividend income is accrued on the "ex-dividend" date.
- b. Interest on interest - bearing and other fixed income investments is recognised on a day to day basis as it is earned. On purchase of such investments, interest paid for the period from the last interest due date up to the date of purchase is not treated as a cost of purchase but is treated as interest recoverable. Similarly, interest received at the time of sale for the period from the last interest due date up to the date of sale is not treated as part of sale value but is treated as interest recovered.
- c. Other income of miscellaneous nature is accounted for when there is certainty of collection.

6. **Computation of Net Asset Value (NAV):** The NAV of the units is determined by dividing the net assets, including investments recognised and valued as per the accounting policies, by the number of outstanding units on the valuation date.

7. **Unit Premium Reserve:** Difference between the issue/redemption price and face value of units is credited/debited to Unit Premium Reserve.

D. The valuation policy of the Scheme, as advised by SHCIL, is at variance with PFRDA guidelines. The details of deviation are as under:

PFRDA Guidelines	Valuation Policy
<p>1. Securities traded at a stock exchange: When a debt security (other than government security) is not traded on any stock exchange on a particular valuation day, the value at which it was traded on any other stock exchange on the earliest previous day is used, provided that such day is not more than fifteen days.</p>	When such securities are not traded on a valuation day, they are valued on a yield to maturity basis if residual maturity exceeds 60 days otherwise at last valuation price plus the difference between the redemption value and last valuation price, spread uniformly over the remaining maturity period of the instrument.
<p>2. Valuation of G- sec at YTM based on prevailing market prices</p>	They are being valued at average of price given by CRISIL and ICRA
<p>3. Money Market Instruments like T - Bill, CP and CD should be typically valued at amortised cost, unless traded, which is contrary to the stipulation in accounting policy.</p>	Money Market instruments are valued as per debt securities. i.e. upto 60 days residual maturity - Amortisation, above 60 days - YTM basis.



4. Right Entitlement should be valued at difference between the Ex-right price and Right offer price multiplied by the ratio of Right Entitlement.	Right Entitlement is valued at difference between the Closing market price on the valuation date and Right offer price multiplied by the ratio of Right Entitlement.
5. Front-end discount / incentive should be reduced from the Cost of investments.	Front-end discount / incentive is taken to Income.

- E. **Investment Management Fees:** In terms of the IMA, the scheme has accrued management fees payable to PFM as a percentage of scheme's average daily net assets. The basis of management fees and aggregate management fees on average daily net asset is as under:

Management Fees % p.a.*		Management Fees	
Current Year	Previous Year	Current Year	Previous Year
0.0102%	0.0009% - up to 17/04/12 0.0102% - w.e.f. 18/04/12	₹ 78,33,118	₹ 53,34,529

* excluding service tax

- F. **Purchase/Sale of Investments:** The aggregate value of purchase and sales of investments during the year and expressed as a percentage of average daily net asset are as under:

₹ in Crores

Current Year				Previous Year			
Purchase	%	Sales	%	Purchase	%	Sales	%
11,615.91	169.82	9,267.68	135.49	7,407.70	153.67	5,591.51	116.00

- G. The aggregate value of non-traded investments (other than Government Securities) where investments have been valued "in good faith" exceed 5% of the NAV as at 31st March, 2014 is ₹ 1,653.63 Crores. (Previous Year ₹ 1,496.10 Crores)

H. **Net Asset Value:**

	Current Year	Previous Year
As on 31 st March *	₹ 16.6618	₹ 15.8602
On last business day (28.03.2014 / 28.03.2013)	₹ 16.6483	₹ 15.8495

* NAV not declared, being a non - business day

- I. **Income and Expenditure:** The total income and expenditure for the year as a percentage of the scheme's average net assets are as under:

Current Year				Previous Year			
Income		Expenditure		Income		Expenditure	
₹ in Crores	%	₹ in Crores	%	₹ in Crores	%	₹ in Crores	%
578.94	8.46	224.96	3.29	549.10	11.39	2.13	0.04

J. Other disclosures:

Particulars	Current Year	Previous year
Contingent liabilities	Nil	Nil
Non performing investments- Carrying value	Nil	Nil
Non performing investments- Market value	Nil	Nil
Brokerage, custodial fees and other charges to entities where PFM or its subsidiaries or its major shareholders have substantial interest	Nil	Nil


K. Investment in associates and group companies: ₹ Nil (Previous year: ₹ Nil)


L. Portfolio: Industry wise classification where industry exposure % to total exposure in investment category $\geq 5\%$ is given in Annexure A.


M. The previous year figures are regrouped/ reclassified, wherever necessary.


For UTI Retirement Solutions Limited

For M. M. Nissim And Co.
Chartered Accountants
Firm Registration No.107122W


Balram P Bhagat
(Chief Executive Officer &
Whole Time Director)


S. Venkatraman
(Director)




Sanjay Khemani
(Partner)
M. No. 044577





Date: 22.04.2014
Place: Mumbai

Date:
Place:


12 JUN 2014
MUMBAI

For and on behalf of National Pension System Trust


(Chairman, NPS Trust Board)
Date:
Place: 12 JUN 2014


Nagendra Bhatnagar
(Chief Executive Officer & Trustee)

MUMBAI




ANNEXURE A: SUPPLEMENTARY INVESTMENT PORTFOLIO INFORMATION AND INDUSTRYWISE CLASSIFICATION

Industry wise classification where industry exposure % to total exposure in investment category
NPS TRUST - A/C UTI RETIREMENT SOLUTIONS PENSION FUND SCHEME – CENTRAL GOVT

3/31/2014

Industry and Company Particulars	Quantity	Market Value (₹)	% to Net Asset	% to investment category
EQUITY SHARES				
ACTIVITIES OF SPECIALIZED INSTITUTIONS GRANTING CREDIT FOR HOUSE PURCHASES THAT ALSO TAKE DEPOSITS				
HOUSING DEVELOPMENT FINANCE CORPORATION LTD.	332,017	293,469,826	0.36	4.38
LIC HOUSING FINANCE LTD.	325,585	76,886,898	0.10	1.15
		370,356,724	0.46	5.53
MANUFACTURE OF ALLOPATHIC PHARMACEUTICAL PREPARATIONS				
CIPLA LTD.	122,176	46,768,973	0.06	0.70
DIVIS LABORATORIES LTD.	68,305	93,297,800	0.12	1.39
DR. REDDYS LABORATORIES LTD.	70,943	181,890,758	0.23	2.71
LUPIN LTD.	87,189	81,360,415	0.10	1.21
RANBAXY LABORATORIES LTD.	11,494	4,194,161	0.01	0.06
SUN PHARMACEUTICAL INDUSTRIES LTD.	268,907	154,554,298	0.19	2.30
		562,066,404	0.71	8.37
MANUFACTURE OF CIGARETTES, CIGARETTE TOBACCO				
ITC LIMITED	1,128,020	398,021,857	0.49	5.94
		398,021,857	0.49	5.94
MONETARY INTERMEDIATION OF COMMERCIAL BANKS, SAVING BANKS, POSTAL SAVINGS BANK AND DISCOUNT HOUSES				
ALLAHABAD BANK	71,031	6,456,718	0.01	0.10
ANDHRA BANK	34,370	2,197,962	0.00	0.03
AXIS BANK LTD.	114,079	166,612,380	0.21	2.48
BANK OF BARODA	163,487	117,833,255	0.15	1.76
FEDERAL BANK LTD.	211,525	20,253,519	0.03	0.30
HDFC BANK LTD.	471,210	352,842,048	0.44	5.26
ICICI BANK LTD.	273,065	339,979,578	0.42	5.07
INDIAN BANK	65,589	7,532,897	0.01	0.11
INDUSIND BANK LTD.	59,803	30,012,136	0.04	0.45
KOTAK MAHINDRA BANK LTD.	8,900	6,951,345	0.01	0.10
ORIENTAL BANK OF COMMERCE	73,650	16,416,585	0.02	0.24
PUNJAB NATIONAL BANK	55,678	41,418,864	0.05	0.62
STATE BANK OF INDIA	92,989	178,325,005	0.22	2.66
UCO BANK	73,650	5,372,768	0.01	0.08
		1,292,205,058	1.62	19.26
WRITING , MODIFYING, TESTING OF COMPUTER PROGRAM TO MEET THE NEEDS OF A PARTICULAR CLIENT EXCLUDING WEB-PAGE DESIGNING				
HCL TECHNOLOGIES LIMITED	75,588	105,120,232	0.13	1.57
INFOSYS LTD.	110,211	361,800,671	0.45	5.40
TATA CONSULTANCY SERVICES LTD.	162,167	345,926,536	0.43	5.16
WIPRO LTD.	255,426	138,747,403	0.17	2.07
		951,594,842	1.18	14.20
DEBENTURES & BONDS				
ACTIVITIES OF HOLDING COMPANIES				
IL&FS FINANCIAL SERVICES LIMITED	4,390,000	434,050,746	0.54	1.55
TATA SONS LTD.	17,810,000	1,773,491,270	2.19	6.35
		2,207,542,016	2.73	7.90
ACTIVITIES OF SPECIALIZED INSTITUTIONS GRANTING CREDIT FOR HOUSE PURCHASES THAT ALSO TAKE DEPOSITS				
HOUSING DEVELOPMENT FINANCE CORPORATION LTD.	13,420,000	1,340,442,043	1.66	4.80
LIC HOUSING FINANCE LTD.	8,060,000	812,065,499	1.00	2.91
		2,152,507,542	2.66	7.71



Industry and Company Particulars	Quantity	Market Value (₹)	% to Net Asset	% to investment category
MANUFACTURE OF OTHER AGROCHEMICAL PRODUCTS N.E.C.				
UNITED PHOSPHOROUS LTD.	18,070,000	1,855,135,955	2.30	6.64
		1,855,135,955	2.30	6.64
MONETARY INTERMEDIATION OF COMMERCIAL BANKS, SAVING BANKS, POSTAL SAVINGS BANK AND DISCOUNT HOUSES				
AXIS BANK LTD.	7,750,000	754,138,550	0.93	2.70
HDFC BANK LTD.	1,000,000	97,065,200	0.12	0.35
ICICI BANK LTD.	6,180,000	603,822,276	0.75	2.16
IDBI BANK LTD.	6,500,000	682,931,600	0.85	2.44
INDIAN OVERSEAS BANK	1,000,000	101,644,100	0.13	0.36
ING VYSYA BANK LTD.	800,000	78,026,800	0.10	0.28
STATE BANK OF INDIA	500,000	51,039,850	0.06	0.18
YES BANK	2,000,000	197,272,400	0.24	0.71
		2,565,940,776	3.18	9.18
OTHER CREDIT GRANTING				
INFRASTRUCTURE DEVELOPMENT FINANCE COMPANY LIMITED	1,500,000	145,649,550	0.18	0.52
POWER FINANCE CORPORATION LTD.	25,920,000	2,557,610,290	3.16	9.15
RURAL ELECTRIFICATION CORPORATION LIMITED	25,540,000	2,494,096,969	3.09	8.92
		5,197,356,809	6.43	18.59
OTHER FINANCIAL SERVICE ACTIVITIES, EXCEPT INSURANCE AND PENSION FUNDING ACTIVITIES, N.E.C.				
CHOLAMANDALAM INVESTMENT & FINANCE CO. LTD.	1,200,000	122,013,960	0.15	0.44
HDB FINANCIAL SERVICES LTD.	7,700,000	766,540,610	0.95	2.74
INDIA INFRASTRUCTURE FINANCE CO. LTD.	1,000,000	93,164,500	0.12	0.33
INFRASTRUCTURE LEASING AND FINANCIAL SERVICES LTD.	7,590,000	754,053,706	0.93	2.70
MAHINDRA AND MAHINDRA FINANCIAL SERVICES LIMITED	1,500,000	151,086,000	0.19	0.54
RELIANCE CAPITAL LTD.	3,000,000	299,903,290	0.37	1.07
SHRIRAM TRANSPORT FINANCE CO. LTD.	12,180,000	1,241,129,667	1.54	4.44
TATA MOTOR FINANCE LTD.	1,800,000	180,516,960	0.22	0.65
VOLKSWAGEN FINANCE PVT LTD.	1,000,000	99,672,200	0.12	0.36
		3,708,080,893	4.59	13.27

